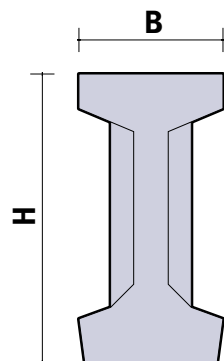


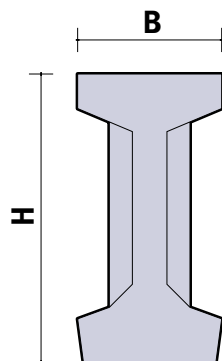
Trave "I" base 50

Tipologia	B cm	H cm
50 x 80	50	80
50 x 100	50	100
50 x 120	50	120
50 x 150	50	150



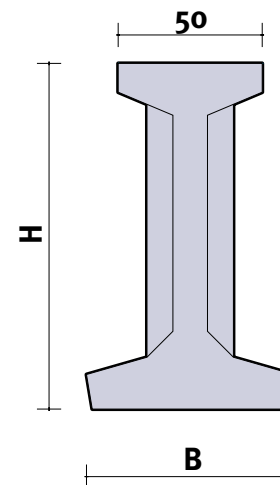
Trave "I" base 60

Tipologia	B cm	H cm
60 x 80	60	80
60 x 100	60	100
60 x 120	60	120
60 x 150	60	150



Trave "I" base 72

Tipologia	B cm	H cm
72 x 120	72	120
72 x 150	72	150



SCHEDA M.S. 3.7
rev. 0702

Macrosched

tipologia travi